

1 2 3 4
Leave 3 Empty Pockets for the beginning and end of the curtain.
Deduct for Hem



5 6 7 8 9 10 11
50% Fullness
11 Empty Pocket Spacing



12 13 14
80% Fullness
14 Empty Pocket Spacing



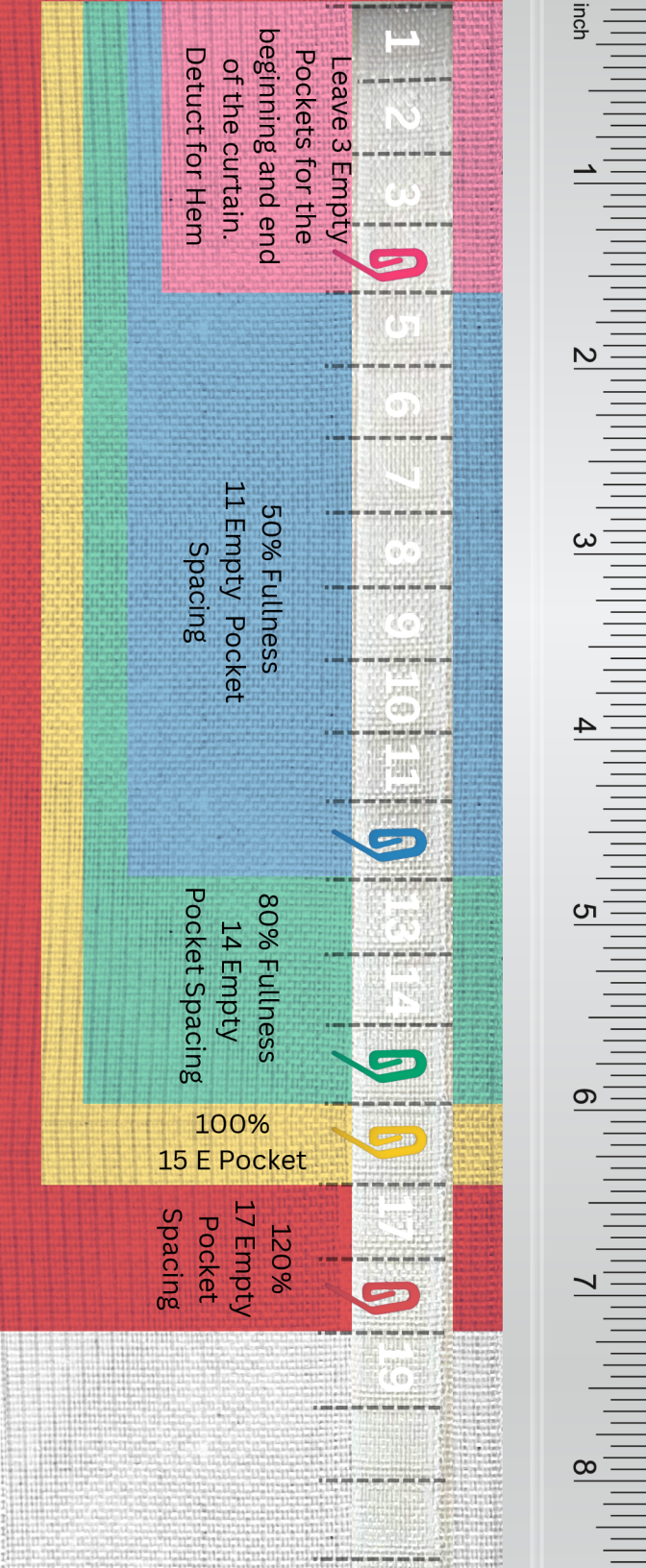
15 16
100%
15 E Pocket



17 18
120%
17 Empty Pocket Spacing



19



S-Fold - By Sampson Mills

Ripple Fold

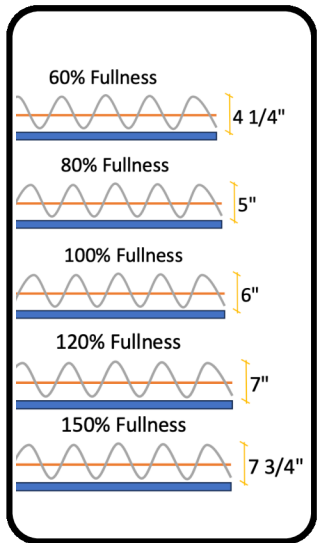
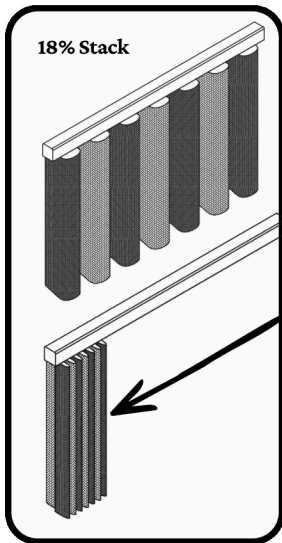
vs

S-Fold

- | | |
|---|--|
| <input type="checkbox"/> 33%-50% Stack | <input type="checkbox"/> 18% Stack |
| <input type="checkbox"/> 8 ft Per Panel MAX | <input type="checkbox"/> Up to 60 ft Per Panel |
| <input type="checkbox"/> No adjustability | <input type="checkbox"/> On site width adjustability |
| <input type="checkbox"/> Fullness is locked. | <input type="checkbox"/> Adjustable Fullness |
| <input type="checkbox"/> Locked depth | <input type="checkbox"/> Adjustable Depth |
| <input type="checkbox"/> 22 lbs push force snap | <input type="checkbox"/> Easy click in Hooks |
| <input type="checkbox"/> 4 lbs Per foot | <input type="checkbox"/> 10 lbs Per foot |

With S-fold:

- You can have a different fullness in the front and back of the curtain.
- You have on site adjustability
- If the track had to be cut down or extended you can take the same curtain and modify the fullness front and/or back. To fit your new width simply adjust the pocket spacing and your good to go.



Contact



P | 718-412-9040

F | 718-412-9039

E | info@sampsonmills.com